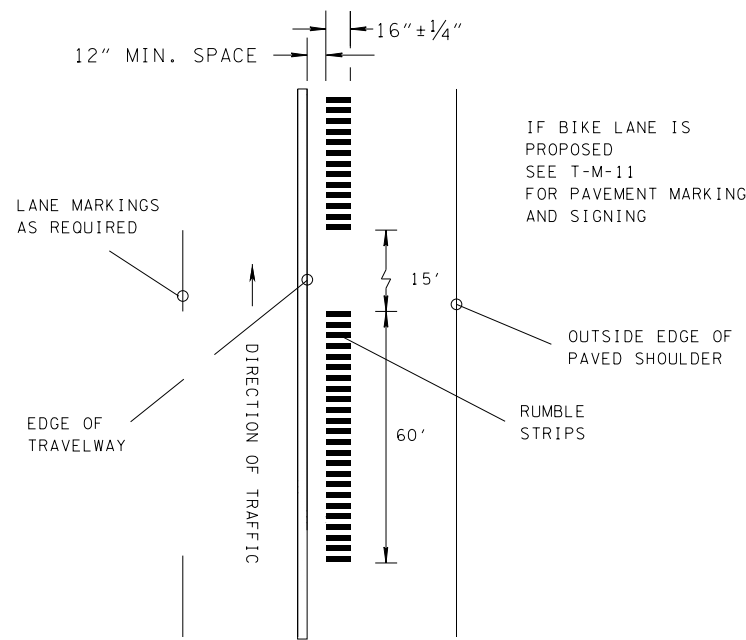
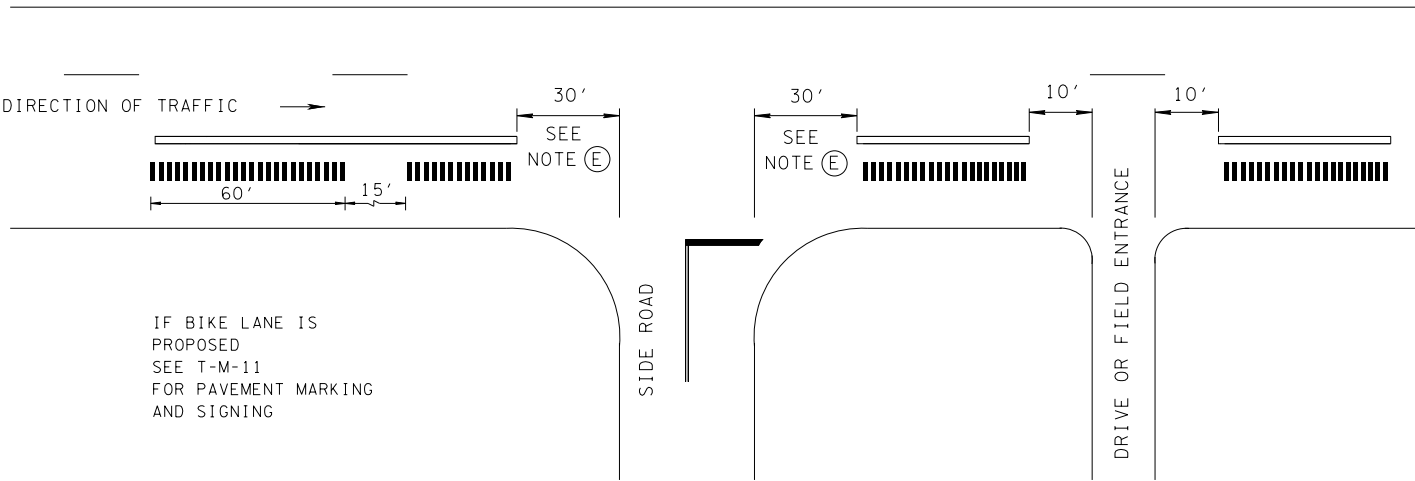


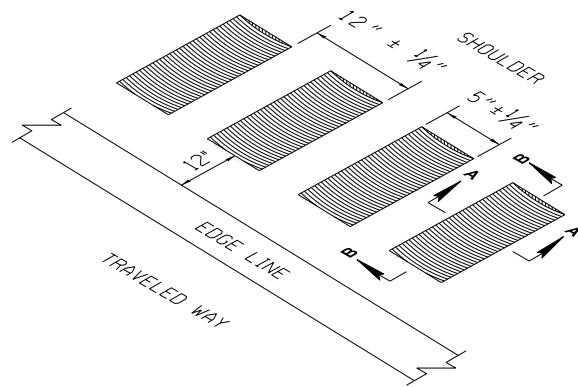
TYPICAL RUMBLE STRIP INSTALLATION DETAILS
FOR NON-ACCESS CONTROLLED ROUTES



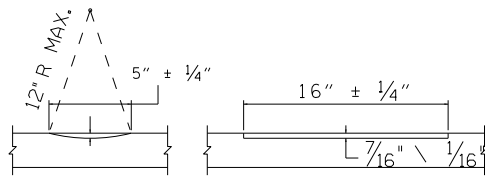
AVAILABLE PAVED SHOULDER
WIDTH 8' OR GREATER



SIDE ROAD AND DRIVEWAY
RUMBLE STRIP INSTALLATION DETAILS



ISOMETRIC VIEW



SECTION A-A

SECTION B-B

TYPICAL RUMBLE STRIP INSTALLATION

RUMBLE STRIP GENERAL NOTES

- (A) WHEN RUMBLE STRIPS ARE USED ON NON-ACCESS CONTROLLED FACILITIES, THEY SHOULD BE DISCONTINUED IN ADVANCE OF DRIVEWAYS, INTERSECTIONS, AND MEDIAN OPENINGS.
- (B) MILLED-IN RUMBLE STRIP WITH 5" ± 1/4" GROOVES, 7/16" ± 1/16" DEEP, ON 12" ± 1/4" SPACING.
- (C) A 15 FOOT LONG GAP BETWEEN 60 FOOT LONG SECTIONS OF RUMBLE STRIPS IS REQUIRED TO ACCOMMODATE BICYCLES.
- (D) ON NON-ACCESS CONTROLLED ROUTES WITH A MEDIAN AND/OR INSIDE SHOULDERS, CONTINUOUS RUMBLE STRIPS SHOULD BE PLACED IN ACCORDANCE WITH STD. DWG. T-M-16. INSTALLATION SHOULD BE PAID UNDER ITEM 411-12.01 SCORING SHOULDERS (CONTINUOUS) (16" WIDTH) PER L.M. BREAKS, SHALL BE MADE AT SIDE ROADS AND MEDIAN OPENINGS BREAKS SHALL BEGIN 10' PRIOR TO OPENING.
- (E) WHEN THE SIDE ROAD RADIUS IS GREATER THAN 30' RUMBLE STRIP APPLICATION SHOULD BE DISCONTINUED 50' IN ADVANCE OF THE INTERSECTION.
- (F) RUMBLE STRIPS SHOULD ONLY BE PLACED ON PAVED SHOULDERS 8'.
- (G) RUMBLE STRIP INSTALLATION SHALL BE PAID UNDER ITEM NUMBER 411-12.02. SCORING SHOULDERS (NON-CONTINUOUS) (16" WIDTH) PER L.M.

STATE OF TENNESSEE
DEPARTMENT OF TRANSPORTATION

ASPHALT SHOULDER
RUMBLE STRIP
INSTALLATION DETAILS
FOR
NON-ACCESS CONTROLLED
ROUTES

12-1-09 T-M-15A